

# Parent/Student Water Conservation Checklist


## INDOOR USE

### Bathrooms

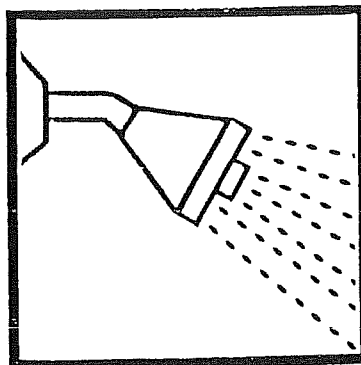


- 1** Have toilets been checked for leaks?  Yes  
 No

- 2** Is the toilet being used as a wastebasket?  Yes  
 No



- 3** Is there either a plastic bottle or bag in the toilet tank so that each flush uses less water?  Yes  
 No



- 4** Are family members taking short showers (5 minutes or less)?  Yes  
 No

### Suggestions


Place a few drops of food coloring in toilet tank (be sure the water is clear, not colored by in-toilet cleaning dispensers).

Extra toilet flushes can waste as much as 5 plus gallons each.

If you have an older model toilet, put an inch or two of sand or pebbles in the bottom of a one-quart plastic bottle (an empty plastic shampoo bottle works well) and fill the rest of the bottle with water. Cap the bottle tightly. Place the bottle in the toilet tank, safely away from all moving parts. Better yet, consider buying a new ultra-low flow toilet which uses 1.6 gallons per flush (instead of up to 5 plus gallons per flush). See your hardware or plumbing store or contact your local water agency for further information.

Taking quicker showers can help you save up to 3 gallons of water for each minute of shower time reduced. Consider installing a new low-flow shower head which uses 2.5 gallons per minute.

### Kitchen/Laundry



- 5** Are dishwashers and washing machines used only with full loads?  Yes  
 No

Wait until full loads before using appliances. This saves water and energy.



**6** Is water left running while rinsing vegetables, dishes, shaving or brushing teeth?

- Yes  
 No

**7** Have kitchen and all other faucets been checked for leaks?


- Yes  
 No

**Suggestions**

Ponding water (keeping it in the sink with a stopper) is a smart way to conserve water.

Repair leaks as soon as possible. Even small leaks add up to large losses over time.

**OUTDOOR USE**



**8** Is the landscape watered only when the plants really need water?

- Yes  
 No

**9** Is the landscape being watered before 10:00 a.m. or after 5:00 p.m.?

- Yes  
 No

**10** Are your walkways or driveways hosed off for cleaning?

- Yes  
 No

Check lawns and shrubs to see if they need water. A lawn that springs back after being stepped on doesn't need water. Check with your water utility to see what local restrictions apply.

Do not water during the hottest part of the day. The sun can make a lot of the water evaporate before thirsty plants get a chance to drink it.

Using a broom gets the cleaning job done while saving water, too. A car can be washed using a bucket of soapy water and a fine spray to finish the job. Install a shut-off nozzle on the hoses.



*I have reviewed the water-saving tips mentioned above with my son/daughter.*

Parent's Signature \_\_\_\_\_

*Local hardware and plumbing stores stock many devices to help you save water and meet current California law. Contact your local water agency for more information on water conservation programs.*

